

## 3.3 Volt Mini Magnetic SMA Antenna

July 30, 2003 COMPONENT TECHNOLOGIES

Trimble Distributor Confidential

### *New 3.3 Volt Mini Magnetic Antenna and Transition Cable with SMA Connectors*

We are adding two new standard products to the Embedded Product lines:

The first is a compact 3.3 Volt Mini Magnetic antenna with an SMA connector. The new compact Mini Mag antenna will be similar to our current P/N 39265-50. The only difference is the MCX connector of the -50 antenna will be replaced with an SMA connector. The cable length will remain at 5 meters. Please refer to the attached mechanical drawing.

**The P/N of the new antenna is 39265-52.**

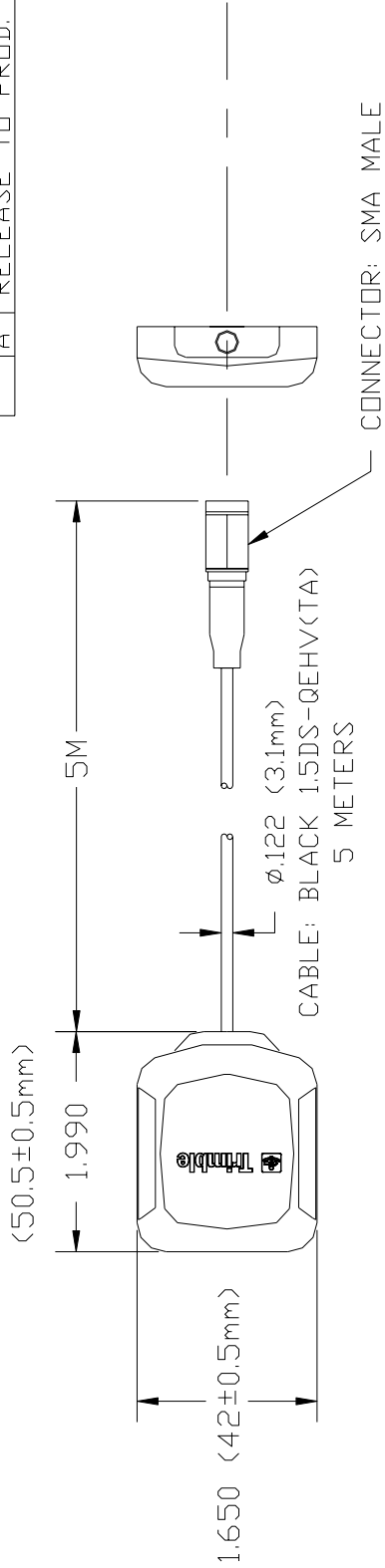
The second product is a new Lassen<sup>TM</sup> SQ antenna transition cable with an SMA connector for mating between the above-mentioned antenna and the Lassen SQ Hirose Connector. The new antenna transition cable is similar to the existing Lassen SQ transition cable P/N 47274 with the following differences 1) the MCX connector will be replaced with an SMA connector 2) the cable length will be changed to 129 millimeters (5.08 inches). Please refer to the attached mechanical drawing.

**The P/N of the new transition cable is 49894-05.**



Trimble Navigation  
645 North Mary Avenue  
Post Office Box 3642  
Sunnyvale, CA 94088  
<http://www.trimble.com>

REVISIONS				
ECN	REV	DESCRIPTION	DATE	APPROVED
	A	RELEASE TO PROD.	7-25-23	A. PEREZ



3 SERIAL NUMBER TO BE 8 DIGITS CODED AS FOLLOWS

XX Y Z WWWW

WHERE: XX = DATE (DAY) OF THE MONTH  
 Y = NUMBER OF THE MONTH 1-9 OCT.=0, NOV.=N, DEC.=D  
 Z = YEAR i.e. 1996 = 6  
 WWW=ORDINAL NUMBER OF THE UNIT PRODUCED ON THAT DAY  
 ( i.e 0001 thru 9999)


2 PRINTING TO BE BLACK POSITIVE, UV PROTECTION,  
 HELVETICA BOLD CONDENSED

1 LABEL TO BE 50 MICRON THK SILVER MAT ON POLYESTER FILM  
 WITH PERMANENT ADHESIVE

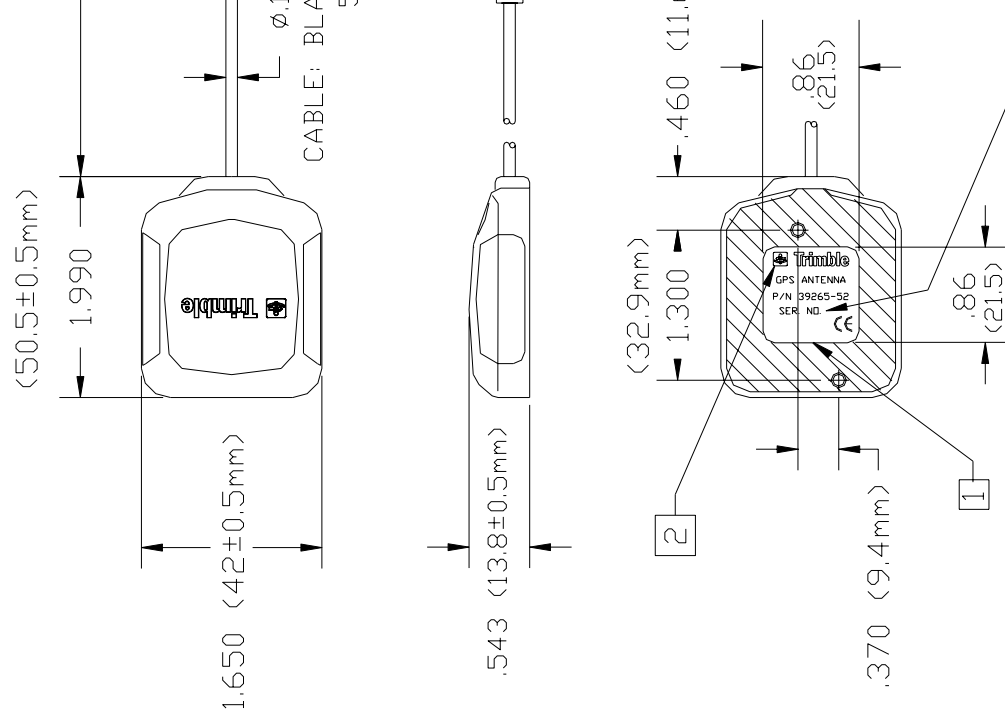
NOTES;

UNLESS OTHERWISE SPECIFIED DIMENSIONS ARE IN INCHES (MILLIMETERS) TOLERANCE	0 - 6mm	+/- .2mm
	6 - 30mm	+/- .5mm
	30 - 120mm	+/- .8mm
MATERIAL		
FINISH		
DO NOT SCALE DRAWING		

CONTRACT NO.		GPS ANTENNA 5M SMA	
APPROVALS	DATE	SIZE	FSCM NO.
DRAWN A PEREZ	7-8-98	B	39265-52-AD
CHECKED		SCALE	NONE
ISSUED	7-7-98	REV	A
ARMANDO PEREZ		SHEET	1 OF 1

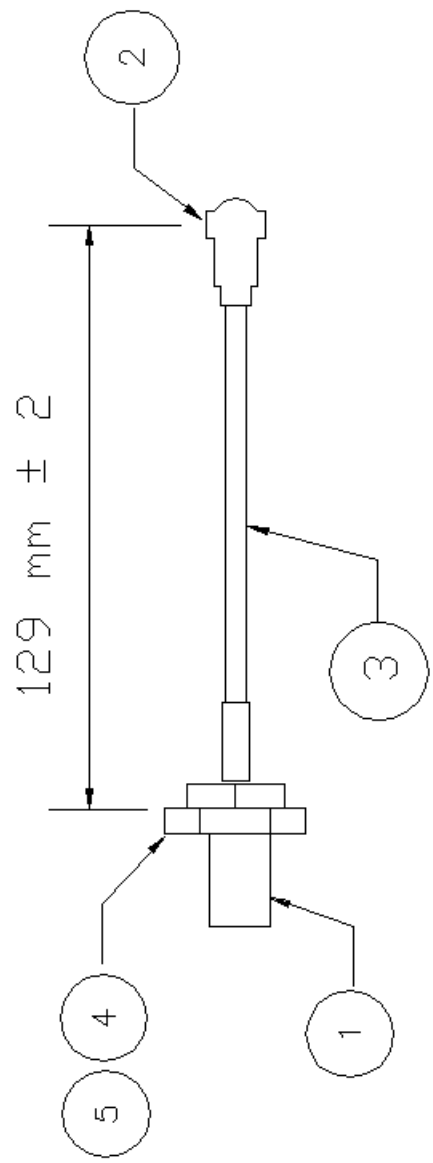


FILE: 3926520A



Trimble Navigation Limited  
Proprietary & Confidential

REVISIONS				
ECN	REV	DESCRIPTION	DATE	APPROVED
004178	A	production release	6/18/03	D.C.



Item	Description	Part #	Vendor	QTY
1	RF-ST. BH SMA F CONN.		CHIN NAN	1
2	RF CONNECTOR	H.FL-LP-DFS111	HIROSE	1
3	Cable	0.8DS-PBE or EQ	Sumitomo	1
4	WASHER	See item1 for spec.		1
5	NUT	See item1 for spec.		1

- Note:
- For item 1 specification, reference std 50 Ohm SMA straight Bulkhead Jack Gold Plated, crimp style, and connector should be crimped attachment for item 3.
  - Connector, item 1, should have washer and nut installed.
  - Completed cable assembly w/o SMA conn. from Hirose, part # HRUS-0271-140

UNLESS OTHERWISE SPECIFIED DIMENSIONS ARE IN INCHES TOLERANCES ARE: FRACTIONS DECIMALS ANGLES .00 .01 ±.01 ±.5 .000 .004 ±.004	CONTRACT NO. * CRITICAL DIMENSION (for internal inspection only)	APPROVALS DATE 6/18/03
	DRAWN CHECKED ISSUED	
3D NOT SCALE DRAWING		
FINISH		SCALE 2X
SIZE FSCM NO. B		DWG NO. 49894-05
Cable, SMA to HFL		SHEET 1 OF 1

